


Session 2

The Last Supper




😊 Connect — Opening Activity

Jesus Institutes the Mass

At the Last Supper, Jesus said, “This is my body,” and “This is my blood.” This was the very first Mass! And the Apostles became the very first priests!

Place the stickers and color the picture.





Let's Live It

Jesus Gives Us the Priesthood

Jesus instituted the priesthood at the Last Supper. This means that the Apostles were the first priests of the Catholic Church. Jesus still works through your priest today. When your priest repeats Jesus's words and consecrates the bread and wine at Mass, they become the Body and Blood of Jesus.

Write a thank you note to your priest for the many ways he brings you closer to Jesus.

Dear Father,

Jesus Said,


"He who eats my flesh and drinks my blood has eternal life, and I will raise him up at the last day. For my flesh is food indeed, and my blood is drink indeed."

—John 6:54–55

Bread from Heaven

Jesus said that his Body is true food and his Blood is true drink. The Body and Blood of Christ in the Eucharist is true food for your soul. How does the Eucharist make your soul strong?

Write down some ways that the Eucharist helps your soul. Then draw a picture of how you think your soul will look when you receive the Eucharist.



Jesus Said,
“I am the bread of life; he who comes to me shall not hunger, and he who believes in me shall never thirst.”
—John 6:35

✓ Things We Learned This Week

1. The miracle of changing water into wine at the Wedding Feast at Cana shows that Jesus is God and points forward to the Eucharist.
2. At the Last Supper, Jesus institutes the Sacrament of the Eucharist.
3. Jesus tells the Apostles to continue to celebrate the Eucharist, and it is continued in the Church today in the Mass.
4. Real Presence means the reality that Jesus is truly present, Body, Blood, Soul, and Divinity, in the Eucharist.
5. When the priest says the Words of Consecration, “This is my Body,” and “This is the chalice of my Blood,” the bread and wine are changed into the Body and Blood of Christ.
6. Transubstantiation means that the bread and wine really change into Jesus’s Body and Blood.

🗨️ Let's Talk About It

1. **How can we know that the bread and wine truly become the Body and Blood of Christ?**
2. **Talk about how we can become truly united to Jesus every time we go to Mass.**
3. **Discuss with your son or daughter how you felt when you first received Holy Communion. How was that day special and how was it life-changing?**



Let's Read God's Word The Last Supper

The Scripture reading for this week's lesson was from Luke 22:14–20. Please take time to read and reflect on this passage as a family.



✓ Lo que aprendimos esta semana:

1. El milagro de cambiar agua en vino en las Bodas en Caná pone de manifiesto que Jesús es Dios Hijo y nos dirige a la Eucaristía.
2. En la Última Cena, Jesús instituye el Sacramento de la Eucaristía.
3. Jesús les dice a los apóstoles que continúen celebrando la Eucaristía, y sigue siendo así hasta el día de hoy en la Iglesia, en la Santa Misa.
4. La Presencia Real significa que toda la Persona de Jesucristo resucitado está presente en la Eucaristía, en Cuerpo, Alma, Sangre y Divinidad.
5. Cuando el sacerdote pronuncia las palabras de consagración “Éste es Mi Cuerpo” y “Ésta es Mi Sangre”, el pan y el vino son transformados en el Cuerpo y en la Sangre de Cristo.
6. La palabra transubstanciación significa que el pan y el vino realmente se convierten en el Cuerpo y en la Sangre de Jesús.

¡Hablemos Sobre Esto!

1. ¿Cómo nos muestra esta historia que Cristo ofreció el pan y el vino para verdaderamente hacerse Su Cuerpo y Su Sangre?
2. Habla sobre cómo podemos realmente unirnos a Jesús en la Última Cena cada vez que asistimos a Misa.
3. Platica con tu hijo(a) cómo te sentiste cuando recibiste tu Primera Comunión. ¿Cómo fue para ti un día especial y cómo fue un día que cambió tu vida?



Leamos la Palabra de Dios La Última Cena

- La lectura de las Sagradas Escrituras para
- la lección de esta semana fue del Evangelio de San Lucas 22:14–20. Por favor tomen tiempo para leer y reflexionar sobre este pasaje en familia.



Family Fun Activity

At the Last Supper—a Passover meal—Jesus gave us his Body and Blood to save us from sin and make us strong. At the first Passover, the Israelites ate unleavened bread. The host we receive at Mass is also made of unleavened bread. Many children have never tasted unleavened bread before. Use the simple recipe below to make unleavened bread together while sharing your memories of your own First Holy Communion! This will help your child to know what they can look forward to on their special day when they first receive Jesus in Holy Communion!

Unleavened Bread

1 cup whole wheat flour
2 tbsp. extra virgin olive oil
½ cup water



Our Family Prays Together

Parent:

Dear Jesus, we come to your altar to nourish ourselves,

Response:

not with ordinary bread but with yourself, the true bread of eternal life.

Parent:

May the Holy Spirit fill us with his love, and may we prepare ourselves

Response:

to receive your Body and Blood in the Eucharist

Parent:

by getting rid of everything that separates us from you.

Response:

Please prepare my heart to receive you in my First Holy Communion.

All:

— Amen.

Preheat oven to 350 degrees. Then, in a mixing bowl, combine all ingredients. Put dough onto a floured surface and knead the dough for a few minutes. Roll the dough out until it's about 1/8 inch thick and spread onto a greased cookie sheet or pizza tray. Bake for 20 minutes or until top is light golden. Enjoy!

¡Actividad Familiar Divertida!

En la Última Cena—una cena de Pascua—Jesús nos dejó Su Cuerpo y Su Sangre para salvarnos del pecado y fortalecernos. En la primera Pascua, los israelitas comieron pan sin levadura. La hostia que recibimos en la Misa también está hecha de pan sin levadura. Muchos niños nunca antes han probado el pan sin levadura.

¡Utiliza la siguiente receta simple para hacer juntos pan sin levadura mientras compartes tus recuerdos de tu propia Primera Comunión! ¡Esto le ayudará a tu hijo(a) a aprender lo que puede esperar de su día especial cuando reciba a Jesús por primera vez en la Santa Comunión!

Receta de pan sin levadura

- 1 taza de harina de trigo
- 2 cucharadas de aceite de oliva extra virgen
- ½ taza de agua

¡Oremos Juntos En Familia!

Papá/Mamá:

Querido Jesús, venimos a Tu altar para alimentarnos,

Respuesta:

no con pan ordinario sino con Tu Cuerpo, el verdadero pan de vida eterna.

Papá/Mamá:

Que el Espíritu Santo nos llene con Su amor y nos prepare

Respuesta:

para recibir Tu Cuerpo y Tu Sangre en la Eucaristía

Papá/Mamá:

al deshacernos de todo lo que nos separe de Ti.

Respuesta:

Te pido que prepares mi corazón para recibirte en mi Primera Comunión.

Todos:

Amén.

Precalienta el horno a 350 grados. Luego mezcla todos los ingredientes en un tazón. Coloca la masa en una superficie con harina y amásala por unos minutos. Usa un rodillo para aplanar la masa hasta que esté aproximadamente 1/8 de pulgada de grosor y acomódala en una charola para hornear o en una charola para pizza. Hornea por 20 minutos o hasta que la superficie esté dorada ligeramente. ¡Disfruta!

Let's Sing God's Praises

Pange Lingua Verses 3 through 6



3. On the night of that Last Sup - per

4. Christ, the Word made flesh, by speak - ing



3. Seat - ed with his chos - en band ____

4. Earth - ly bread to Flesh he turns ____




3. He, the pas - chal vic - tim eat - ing

4. Wine be - comes his Blood so prec - ious



3. First ful - fills the law's com - mand;

4. Un - con - ceived in hu - man terms!



3. Then as food to all his breth - ren

4. Hearts sin - cere per - ceive this mar - vel;



3. Gives him - self with his own hand.

4. Faith its les - sons quick - ly learns.

5. Down in ad- or- a- tion fall - ing
 6. To the ev- er- last- ing Fath- er

5. This great sac- ra- ment we hail;____
 6. And the Son who made us free,____

5. O- ver an- cient forms of wor- ship
 6. And the Spir- it, God pro- ceed- ing,

5. New- er rites of grace pre- vail;
 6. From them each e- ter- nal- ly,

5. Faith tells us that Christ is pres- ent
 6. Be sal- va- tion, hon- or, bless- ing,

5. When our hu- man sens- es fail.
 6. Might and end- less maj- es- ty.

Words: Thomas Aquinas (1227-1274)
 Sheet Music: Ignatius Press. Used by permission.

Session 2
The Last Supper

Flash Cards

Key Words – Session 2



Mass

Instituted

Memorial

**Paschal
Mystery**

Covenant

Transubstantiation

Flash Cards

Key Words – Session 2 (definitions)

To start or create something that is going to continue.

The Liturgy in which we celebrate the Sacrament of the Eucharist.

Christ's work of redemption, made possible by his Passion (Suffering), Death, Resurrection, and Ascension into Heaven.

A celebration that helps us remember an important past event.

The change of bread and wine into the Body and Blood of Christ.

A sacred relationship with God that makes us part of God's family.

Session 2
The Last Supper

Flash Cards

Key Words - Session 2



**Real
Presence**

**Words of
Consecration**

Flash Cards

Key Words – Session 2 (definitions)

The words of Jesus that the priest repeats at Mass—“This is my body,” and “This is the chalice of my blood.”

The reality that Jesus is truly present, Body, Blood, Soul, and Divinity, in the Eucharist.